



Pacific Knowledge Systems

RippleDown: Report Validator

This document focuses on RippleDown Report Validator.

Copyright Notice

The information provided in this User's Guide is subject to change without notice and is not a commitment by Pacific Knowledge Systems Pty Ltd. The software described in this User's Guide is provided under a license or non-disclosure agreement. It is unlawful to copy this software except as allowed in the agreement.

No part of this User's Guide may be reproduced or transmitted in any form or by any means, electronic or mechanical, including photocopying, recording, or information retrieval systems, for any purpose other than for the purchaser's personal use, without the written consent of Pacific Knowledge Systems Pty Ltd.

Reproduction or disassembly of embodied programs or databases that make up the software is prohibited.

© Copyright Pacific Knowledge Systems Pty Ltd, 2017

All Rights Reserved.

Intended Use

The PKS Software is intended to be used purely as a decision support system that provides complementary reports for patient data to qualified individuals based upon established rules set up by relevant trained customer domain experts (hereafter referred to as "domain experts").

The PKS Software generates and collates comments into a patient centric report or workflow action based on rules created and maintained by domain experts. The PKS software presents all first-of-a-kind reports for review, modification (if applicable) and approval by the domain expert prior to release to clinicians or other individuals. Beyond this, the domain expert may automate the release of none, some or all identical reports. However, since a report may be generated and automatically approved for a case for which the domain expert has not previously considered, it is intended that the domain expert regularly review a representative sample of all output types.

It is intended that the clinicians receiving reports against patient results will consider the report in conjunction with all current and previous patient history and apply their own judgement when determining patient management. It is intended that the clinician does not rely on the existence of a report for the management of a patient.

The PKS software in itself does not provide automated diagnosis or treatment-making functions, or have the capability to control, in any way, the performance of a device or to treat or diagnose any disease.

All numeric fields present in the RippleDown applications use "." as the decimal place separator irrespective of the language/locale set on the host computer or CDS clients.



If the locale of the data source has a different decimal representation (for example ","), the data source or an intermediate integration engine will need to transform the number to a decimal point format.

Numerical fields returned as variables in reports will also use "." as the decimal separator irrespective of the language /locale set on the host computer or CDS clients. The Knowledge Builder may use derived attributes to return alternatively formatted values.

It is the responsibility of the licensee to use the product in accordance with its intended use. In support of this, it is recommended domain experts include a statement consistent with the following on all reports.



“This report has been generated using clinical decision support software. This report is intended to provide adjunctive information only and should not replace clinical judgement.

Disclaimer

Pacific Knowledge Systems Pty Ltd makes no warranties, either express or implied, regarding these computer software packages, or their fitness for any particular purpose other than warranty provisions embodied in any agreement or purchase contract.

Acknowledgments

Microsoft and Windows are registered trademarks of Microsoft Corporation.

Manufactured By

Pacific Knowledge Systems: <http://support.pks.com.au/product-register/>

RippleDown is distributed by Abbott Laboratories as AlinIQ CDS

RippleDown is distributed by Philips Healthcare as LABOSYS CDS

Report Validator

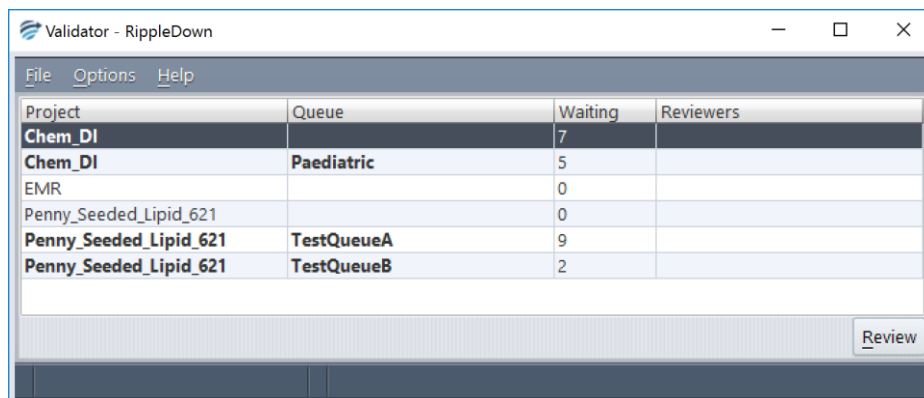
The Validator is a RippleDown component used for reviewing cases and their interpretive reports before they are released back to the Online Information System. Before approving a report, a Validator is able to edit and correct a report if required. For a given RippleDown installation, some projects can be set up to use the Validator, whereas other projects may use the validation facilities provided by the Online Information System if required.

Main Screen

The main screen of the Validator shows the list of queues. There is at least one queue for each project. In addition, there may be special-purpose queues that have been setup for the project, for example, to group particular types of cases. There may also be queues corresponding to users who have had cases referred to them by other Validators. These special-purpose queues will only appear if there are cases waiting on them to be reviewed. As well as these queues, which are for reviewing cases prior to their release to the Online Information System, there may be Copy queues for the independent offline review of some or all cases.

Each queue shows the following information:

- The project name.
- The name of the queue within the project, e.g. the user name for a referred queue.
- The number of cases waiting on the queue.
- Any users that are currently reviewing the cases on the queue. Note, several users may review the same queue simultaneously. The RippleDown server will ensure that each case will only be reviewed by one user.



The screenshot shows a window titled "Validator - RippleDown" with a menu bar containing "File", "Options", and "Help". Below the menu bar is a table with the following data:

Project	Queue	Waiting	Reviewers
Chem_DI		7	
Chem_DI	Paediatric	5	
EMR		0	
Penny_Seeded_Lipid_621		0	
Penny_Seeded_Lipid_621	TestQueueA	9	
Penny_Seeded_Lipid_621	TestQueueB	2	

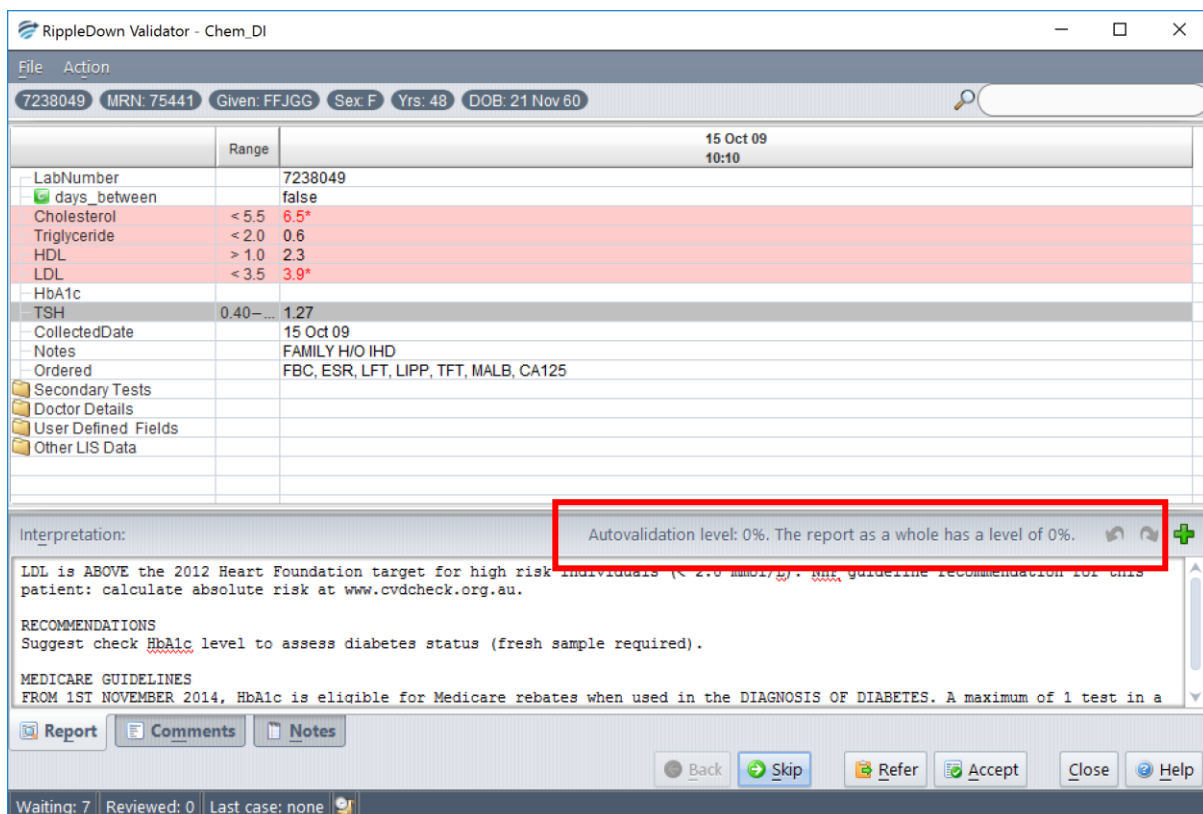
At the bottom right of the window, there is a "Review" button.

Reviewing a Case

To begin reviewing the cases in a queue, double click on the required queue name. This will activate the Validator Case Viewer, in which individual cases on that queue are presented for your review.

The screen will contain the following information:

- A view of the data in the case.
- The report given by the Knowledge Base.
- Any internal comments given by the Knowledge Base.
- Any notes added by another user (if this case has been referred)



RippleDown Validator - Chem_DI

File Action

7238049 MRN: 75441 Given: FFJGG Sex: F Yrs: 48 DOB: 21 Nov 60

	Range		15 Oct 09 10:10
LabNumber		7238049	
days_between		false	
Cholesterol	< 5.5	6.5*	
Triglyceride	< 2.0	0.6	
HDL	> 1.0	2.3	
LDL	< 3.5	3.9*	
HbA1c			
TSH	0.40-...	1.27	
CollectedDate		15 Oct 09	
Notes		FAMILY H/O IHD	
Ordered		FBC, ESR, LFT, LIPP, TFT, MALB, CA125	
Secondary Tests			
Doctor Details			
User Defined Fields			
Other LIS Data			

Interpretation:

Autovalidation level: 0%. The report as a whole has a level of 0%.

LDL is ABOVE the 2012 Heart Foundation target for high risk individuals (< 2.0 mmol/L). [http://www.cvdcheck.org.au](#) guideline recommendation for this patient: calculate absolute risk at [www.cvdcheck.org.au](#).

RECOMMENDATIONS
Suggest check [HbA1c](#) level to assess diabetes status (fresh sample required).

MEDICARE GUIDELINES
FROM 1ST NOVEMBER 2014, HbA1c is eligible for Medicare rebates when used in the DIAGNOSIS OF DIABETES. A maximum of 1 test in a

Report Comments Notes

Back Skip Refer Accept Close Help

Waiting: 7 Reviewed: 0 Last case: none

Reason for reviewing current Case

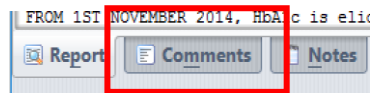
The reason why the current case was queued to the Validator is shown in between the case view and the interpretation panel.

The reasons include:

- The report has not yet been allowed for autovalidation.
- One of the report sections has not yet been allowed for autovalidation, if the autovalidation policy is based on report sections.
- The report has an autovalidation level of less than 100%.
- There is an autovalidation setting given for the case, with a level of less than 100%.
- The report has an internal comment.
- The report has an unevaluated expression or an untranslated comment.

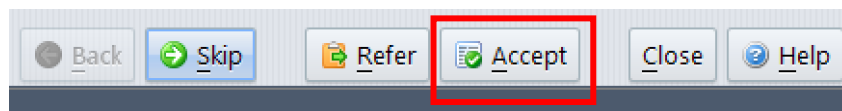
Show Conditions for the Interpretation

The conditions used in the knowledge base to add the individual comments to the report can be viewed by selecting the Comments tab and then right clicking on the appropriate comment and selecting show conditions. The conditions will be displayed just as they are in the Knowledge Builder

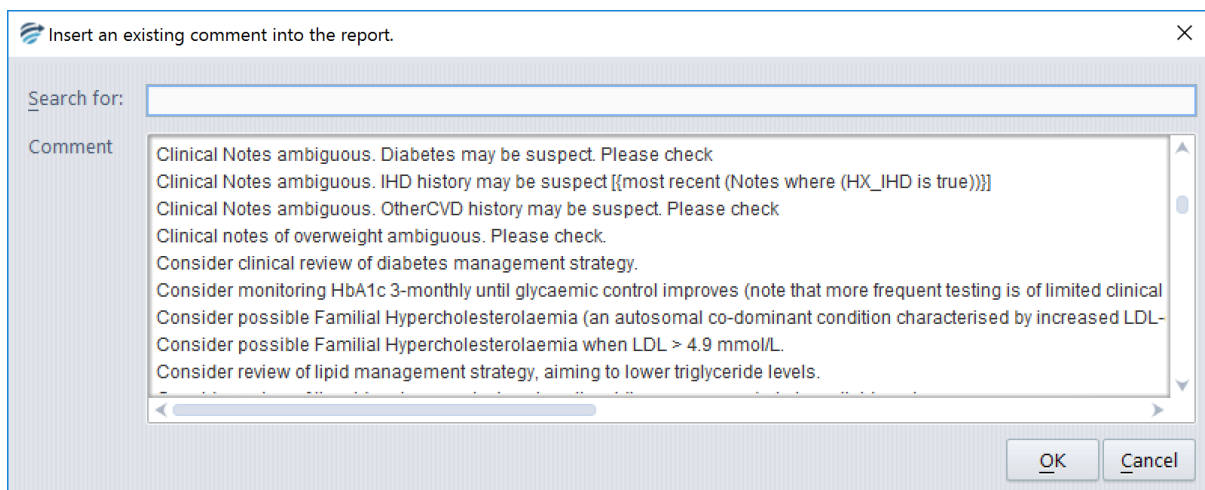


Approving the Interpretation

If you are satisfied that the current report is suitable for release, simply press the Accept button which will send that report back to the Online Information System with a flag indicating that the report is ready for release.

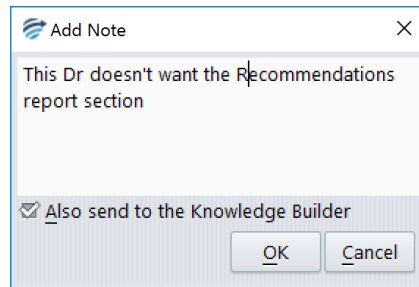


If the current report needs some modification before it can be released, edit the interpretation as required. If a complete comment needs to be added, you can pick from the list of existing comments using the Insert comment button. While making changes to the report, you have access to the Undo and redo buttons to help with the required changes.



Once the edited report is ready for release, press the Accept with change button. You will then be asked to add a note as to why the report was changed. Once you press OK, the edited report will be sent back to the Online Information System with a flag indicating that it is ready for release. A copy of the case, with your reason for change, will be sent to the Rejected queue in the Knowledge

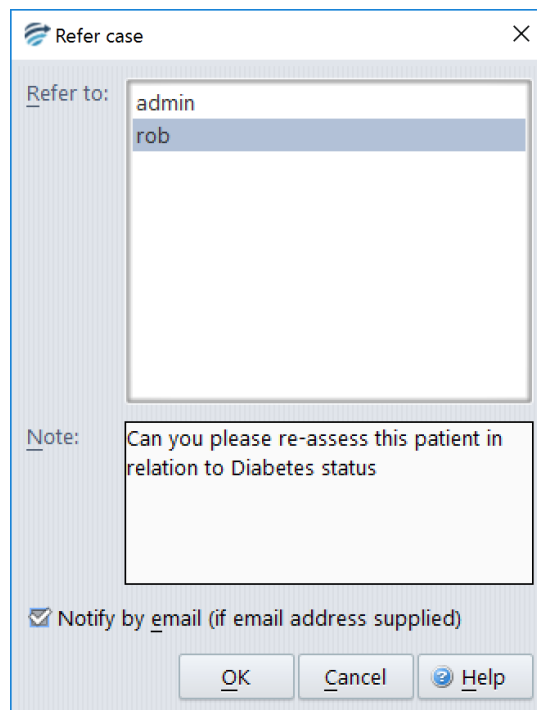
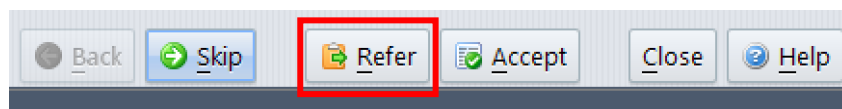
Builder. The Knowledge Builder user will then be able to update the Knowledge Base (i.e. the project) so that subsequent reports for this type of case will be correct.



Once you have approved a report, it will immediately be sent back to the Online Information System. If you believe that you might have mistakenly approved an inappropriate report, contact your System Administrator immediately.

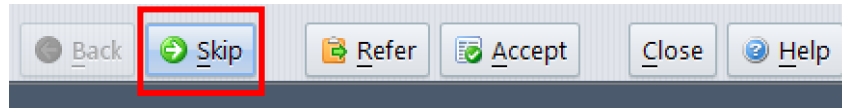
Referring a Case

If there is another Validator user who should check the report, the case can be referred to that person's queue. Click the Refer button and then select a specific user's queue. Your IT administrator can associate email addresses with each user so that the user is informed by email of the arrival of a case in their queue.



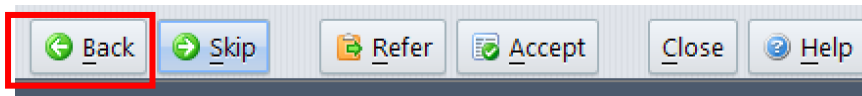
Skipping a Case

If you wish to deal with the case at another time (e.g. when some pending tests have been completed), you can press the Skip button. The case will be available next time you review the queue. The latest version of the test results will be shown at that time.



Previous Cases

Press the Previous button to look at cases you have previously approved, referred or skipped on this queue, in this current session. Please note, you will not be able to change a report that you had previously approved or referred.



Finding a particular Case

By default, cases are presented for review in the order they are received into RippleDown. If however you want to review a particular case that you believe is on this queue, use the Find Case menu item in the File menu and search by case number

RippleDown Validator - Chem_DI

File Action

Find Case... Ctrl+F 441 Given: FFJGG Sex: F Yrs: 48 DOB: 21 Nov 60

Close Search for a case by its Lab Number Ctrl+F 15 Oct 09 10:10

LabNumber	7238049
days_between	false
Cholesterol	< 5.5 6.5*
Triglyceride	< 2.0 0.6
HDL	> 1.0 2.3
LDL	< 3.5 3.9*
HbA1c	
TSH	0.40-... 1.27
CollectedDate	15 Oct 09
Notes	FAMILY H/O IHD
Ordered	FBC, ESR, LFT, LIPP, TFT, MALB, CA125
Secondary Tests	
Doctor Details	
User Defined Fields	
Other LIS Data	

Interpretation: Autovalidation level: 0%. The report as a whole has a level of 0%.

RECOMMENDATIONS
Suggest check HbA1c level to assess diabetes status (fresh sample required).

MEDICARE GUIDELINES
FROM 1ST NOVEMBER 2014, HbA1c is eligible for Medicare rebates when used in the DIAGNOSIS OF DIABETES. A maximum of 1 test in a 12 month period is rebateable.

Report Comments Notes

Back Skip Refer Accept Close Help

Waiting: 7 Reviewed: 0 Last case: none

Logging out of the queue

When a Validator user starts reviewing a queue, a batch of up to 10 cases is immediately sent from the RippleDown Server to the Validator session as a "buffer" behind the scenes. This is done so that when the Validator user approves a case, the next case can be shown immediately, without having to ask the RippleDown Server for another case. As the Validator user approves cases, the RippleDown Server automatically tries to keep the Validator workstation buffer full of cases. Once you have finished reviewing cases on a queue, it is important to close the queue by clicking the Close. Any cases that have been queued to you but not yet reviewed will be returned to the



RippleDown server and so will be accessible by other users. A Validator session will automatically Logout once a specified amount of time has elapsed without any interaction by the user.

